

910B/915B/920B

Cardioid Condenser Mini-gooseneck Microphone

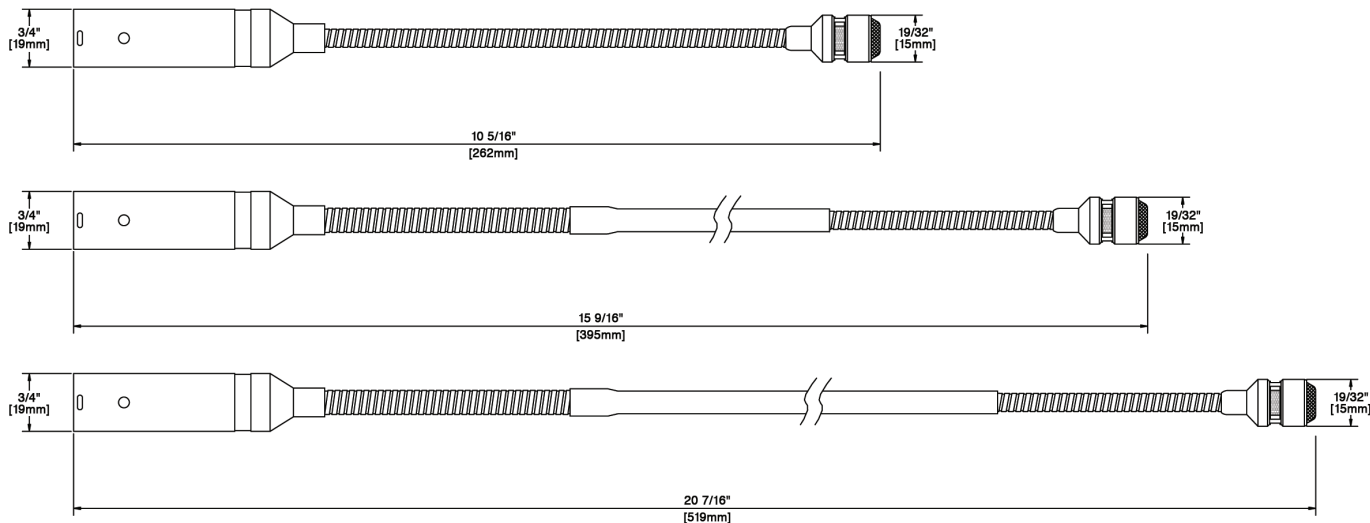
Description

The Astatic 910B, 915B and 920B are low-noise, cardioid, condenser, mini-gooseneck microphones. They are ideal for use in houses of worship, government, corporate meeting rooms and public address. Their wide, smooth frequency response characteristics provide natural, articulate and transparent sound. Their cardioid polar pattern minimizes annoying feedback when used close to sound reinforcement speakers and monitors, while reducing the pickup of unwanted off-axis sources. Their advanced, transformerless electronics are self-contained to simplify installation.

The Astatic 910B, 915B and 920B microphones include a solid center section with flexible goosenecks at the top and bottom. The top gooseneck is $\frac{1}{4}$ " [6mm] in diameter and the bottom gooseneck is $\frac{19}{32}$ " [8mm] in diameter. The 910B utilizes a single $\frac{1}{4}$ " [6mm] diameter gooseneck. The goosenecks are well-lubricated, silent in operation while maintaining strong positional memory. The overall length of the 910B is $10 \frac{5}{16}$ " [262mm], the 915B is $15 \frac{9}{16}$ " [395mm] and the 920B is $20 \frac{7}{16}$ " [519mm]. The durable matte-black non-reflective paint assures an unobtrusive installation. The foam windscreens are included. Standard P12, P24, or P48 phantom power is required.

Features

- Available in three lengths (10", 15" & 20")
- Silent, durable, flex pipe design with strong positioning memory
- Wide, smooth frequency response
- Quick-mount format
- Balanced transformerless output circuitry
- Non-reflective matte-black finish
- Included windscreens



910B/915B/920B

Cardioid Condenser Mini-gooseneck Microphone

Specifications†

Operating Principle	Condenser
Polar Pattern	Cardioid
Frequency Response	150Hz - 20KHz
Sensitivity	-32dBV (25mV) @ 1Pa
Impedance	440 ohms
Self Noise	26dBA
Maximum SPL	132dB, 1% THD
Power Requirements	P12, P24, P48, 5mA
Connector	3-pin male XLR type
Polarity	Positive pressure on diaphragm corresponds to positive voltage on pin 2 relative to pin 3.
Finish	Durable matte-black urethane
Dimensions	(See drawing)
Net Weight [Mass]	
910B	3.4oz [95g]
915B	4.2oz [120g]
920B	5.0oz [142g]

†Specifications subject to change without notice.

Optional Accessories

GSM-1	Shock mount
FM-1A	Flange with 3-pin female XLR stem mount
FM-2A	Locking flange mount with 3-pin female XLR

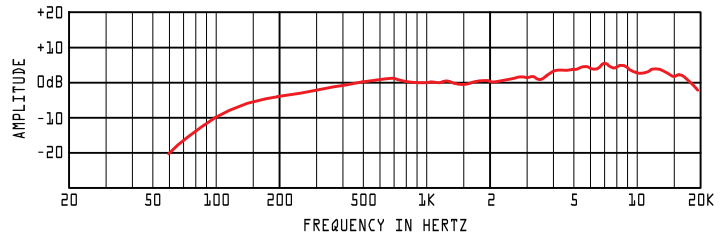
Architects' and Engineers' Specification

The microphone will be a mini-gooseneck condenser type. The frequency response will be 150Hz - 20KHz. The microphone will have a cardioid polar pattern. The sensitivity of the microphone will be -32dBV (25mV) @ 1Pa. The microphone will have a 3-pin male XLR connector which also contains the transformerless electronic circuitry. The microphone will operate from standard P12, P24, or P48 phantom power.

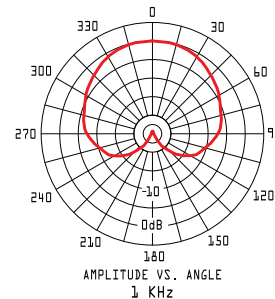
The dimensions of the microphone will be 19/32" [15mm] in diameter for the head, and 3/4" [19mm] in diameter for the connector. The upper gooseneck of the 915B and the 920B will be 1/4" [6mm] in diameter. The lower gooseneck of the 915B and the 920B will be 5/16" [8mm] in diameter. The 910B will have a single gooseneck 1/4" [6mm] in diameter. The overall length will be 10 15/16" [262mm] for the 910B, 15 9/16" [395mm] for the 915B and 20 7/16" [519mm] for the 920B. The net weight will be 3.4oz [95g] for the 910B, 4.2oz [120g] for the 915B and 5.0oz [142g] for the 920B. The 910B, 915B and the 920B will have a durable matte-black urethane finish. A foam windscreen will be supplied as an accessory.

The Astatic 910B, 915B or 920B is specified.

Frequency Response



Polar Pattern



Two-Year Limited Warranty

Astatic Commercial Audio Products hereby warrants that this product will be free of defects in material and workmanship for a period of two years from the date of purchase. In the unlikely event that a defect occurs Astatic will, at its option, either repair or replace with a new unit of equal or greater value. Retain proof of purchase to validate the purchase date and return it with any warranty claim.

This warranty excludes exterior finish or appearance, damage from abuse, misuse of the product, use contrary to Astatic's instructions or unauthorized repair. All implied warranties, merchantability, or fitness for a particular purpose is hereby disclaimed and Astatic hereby disclaims liability for incidental, special or consequential damages resulting from the use or unavailability of this product.

This warranty gives you specific legal rights and you may have other rights that vary from state to state. Some states do not allow the exclusion or limitation of incidental or consequential damages or limitations on how long an implied warranty lasts, so the above exclusions and limitations may not apply to you.

Note: No other warranty, written or oral is authorized by Astatic Commercial Audio Products.

Shipping Instructions

Please call our customer service department at 440-349-4900 for a pre-approved return authorization number.

Carefully repack the unit and return the insured package to: Astatic Commercial Audio Products, 6573 Cochran Road, Building I, Solon, Ohio 44139.

RETURNS WITHOUT A PRE-APPROVED RETURN AUTHORIZATION NUMBER WILL BE REFUSED.

If outside the United States, contact your local dealer or distributor for warranty details.



©2007 Astatic Commercial Audio Products
Part No. 46873-67-03 Aug2007

ASTATIC
Commercial Audio Products
Installed since 1951

Astatic Commercial Audio Products
6573 Cochran Rd. Building I Solon, Ohio 44139 U.S.A.
Tel: (440) 349-4900 Fax: (440) 248-4902 Sales: (800) 421-3161
www.astaticinstalled.com